

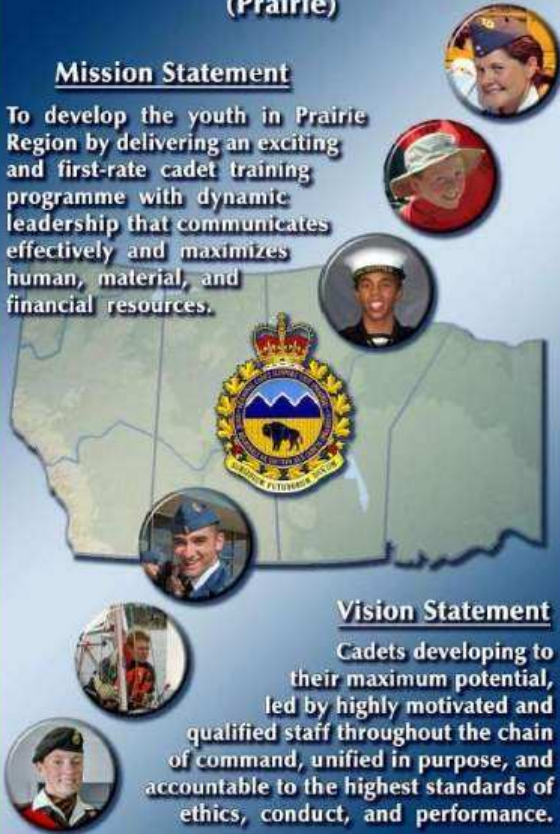
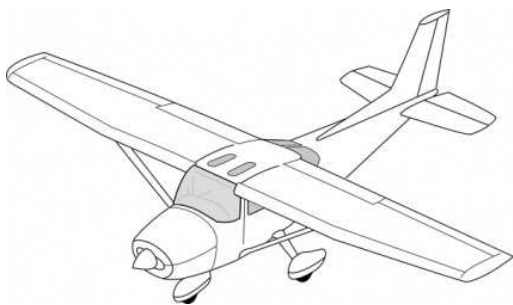


**Regional Cadet Support Unit
(Prairie)**

Mission Statement
To develop the youth in Prairie Region by delivering an exciting and first-rate cadet training programme with dynamic leadership that communicates effectively and maximizes human, material, and financial resources.

Vision Statement
Cadets developing to their maximum potential, led by highly motivated and qualified staff throughout the chain of command, unified in purpose, and accountable to the highest standards of ethics, conduct, and performance.

On Interview Day:

- Have **Breakfast**.
- Dress in your C2 uniform, without any decorations or other accessories. That means:

Wedge cap, jacket, pants, belt, boots, grey wool socks, shirt and tie. Ribbon(s), if any, are worn on the jacket.

- When the time comes for the interview, remember to salute and introduce yourself in the military manner, that means you must state:
 - Your rank and name
 - Your home squadron
 - The course you are applying for
 - Permission to enter the room
- Relax

For more information:

Air Cadet League of Canada
www.aircadetleague.com

Alberta: www.aircadetleague.ab.ca

Saskatchewan: skacl@sasktel.net

Manitoba:
www.aircadetmanitoba.com

NW Ontario: ramjam14@shaw.ca

Regional Cadet Support Unit (Prairie)

National Selection Courses

PREPARATION GUIDE



HOW TO CONTACT THE AIR TRAINING SECTION:

E-mail:

prairieairtraining@forces.gc.ca

Phone:

1-800-842-1851 Option 6-4

Fax:

1-877-287-0398

Mail:

RCSU (Pra)
PO Box 17000 Stn Forces
Winnipeg, MB R3J 3Y5

RCSU(PRA) AIR TRAINING SECTION:

Major Woollven – OIC Air Trg

Captain Coupland – Trg O (Air)

Captain Chisholm – Air Trg Coord

Preliminary Preparation:

- One can never be too prepared for an interview. To begin, interview yourself.
- Consider the points upon which the interviewing committee will focus (your personality, knowledge and training) and evaluate your capabilities in each area.
- Identify your weak points and set goals for each as well as methods to achieve them.
- Identify resources: parents, friends, school, documentation, references, assistance within the squadron, supervision by an officer or civilian instructor and cadets who did the interview last year.
- Do not hesitate to ask for assistance, but do not forget that no other person can do the work for you and it is you that must take the interview.
- Find the time to prepare. The best method is to begin early and work regularly.

Examples of Questions:

- Who are the leaders of the provincial Air Cadet League?
- Who is the Premier of your home province?
- Who is the Governor General of Canada, and what is his/her role?
- Can you identify three Canadian military planes?
- What qualities are necessary for a good leader?
- Why do you want to become a power/glider pilot?
- Explain in your own words the meaning of the “partnership” between the members of the League and those of the Canadian Forces?
- What current world events are you aware of?
- What additional contribution will you be able to make to your squadron after completing your summer training opportunity?